

HS Butyl international Ltd
Gordleton Industrial Park
Hannah Way, Sway Road
Lymington, Hants
UK- SO41 8JD
Storbritannien

Determination of radon transmittance

(2 appendices)

Work requested

SP was requested to measure the radon transmittance through a sheet material in accordance with SP Method no. 3873.

The material sample

The client delivered the material, under the names of 0305 Black and Radex Radon Tape, to SP Technical Research Institute of Sweden on 2016-02-15. There were no signs of visible damage to the material on arrival. The material was applied on a gypsum board during the test, the results is only for the material. The material was tested without joints. See Appendix 2 for a picture of the material.

Method of testing

Radon transmittance was tested in accordance with SP Method no. 3873. The material was mounted between two stainless steel boxes, the lower of which (the source box) contained a radon source. The perimeter was sealed very carefully, in order to ensure gas-tight joints between the boxes and the material, and also between the boxes themselves. The radon concentrations on each side of the test material were measured using an Atmos 33 instrument.

Results

Material	Thickness d , m	Radon transmittance P , m/s	Radon resistance Z , s/m
0305 Black, Radex Radon Tape	0.0012	$1.7 \cdot 10^{-8}$	$5.9 \cdot 10^7$

Note that the test results shown above apply only to the particular sample of material that was tested. Detailed results, including uncertainty of measurement, are given in Appendix 1.

SP Technical Research Institute of Sweden

Postal address
SP
Box 857
SE-501 15 BORÅS
Sweden

Office location
Västeråsen
Brinellgatan 4
SE-504 62 BORÅS

Phone / Fax / E-mail
+46 10 516 50 00
+46 33 13 55 02
info@sp.se

Laboratories are accredited by the Swedish Board for Accreditation and Conformity Assessment (SWEDAC) under the terms of Swedish legislation. This report may not be reproduced other than in full, except with the prior written approval of the issuing laboratory.

SP Technical Research Institute of Sweden
Sustainable Built Environment - Building Physics and Indoor Environment

Performed by

Examined by



Linda Ikatti



Eva-Lotta Kurkinen

Appendices

Test results

Photographs of the tested material

Appendix 1

Test results

Client	HS Butyl international Ltd
Sample for testing	0305 Black, Radex Radon Tape
Date of testing	2016-02-18—2016-02-25
Test data	Free volume, source box, V_1 : 0.027 m ³ Free volume receiver box, V_2 : 0.026 m ³ Total free volume, V : 0.053 m ³
Equipment	Atmos 33 (SP no. 202266) for measurement of Polonium-218 concentration. Most recently calibrated 2016-02-03, by Swedish Radiation Safety Authority
Radon source	Lightweight concrete emitting Radium Rn-222, with Po-218 as the first decay product.
Ambient temperature	23 ± 1 °C
Ambient RH	50 ± 5 %
Uncertainty of measurement	The increased uncertainty of measurement was estimated as ± 11 %, including a coverage factor of $k = 2$. Uncertainty of measurement for temperature was ± 2 °C, and that for relative humidity was ± 5 % in the test chamber.
Observation	No changes in the test material were observed during the tests.
Miscellaneous	The test results given in this report relate only to the particular samples of material that were tested.

The following results have been calculated under the conditions as shown in the table below:

Material, name	0305 Black, Radex Radon Tape
Exposed area of test material A , m ²	0.250
Thickness of test material d , m	0.0012
Radon concentration at start C_0 , Bq/m	18
Radon exhalation Φ , Bq/s	$2.7 \cdot 10^{-3}$
Effective radon sink λ_1 , s ⁻¹	$3.3 \cdot 10^{-6}$
Radon transmittance P , m/s	$1.7 \cdot 10^{-8}$
Radon resistance Z , s/m	$5.9 \cdot 10^7$

Theory

Emission of radon from the radon source results in an increase of radon concentration in the source box, leading to a difference in concentration between the source box and the receiver

Appendix 1

box. This difference causes a flow of radon by diffusion through the test material. Only radon gas (Rn) passes through, and not its decay products (RnD). Radon transmittance is measured by measuring the change in radon concentration on both sides of the test material. Figures 1 and 2 show how the radon concentrations build up in the two boxes.

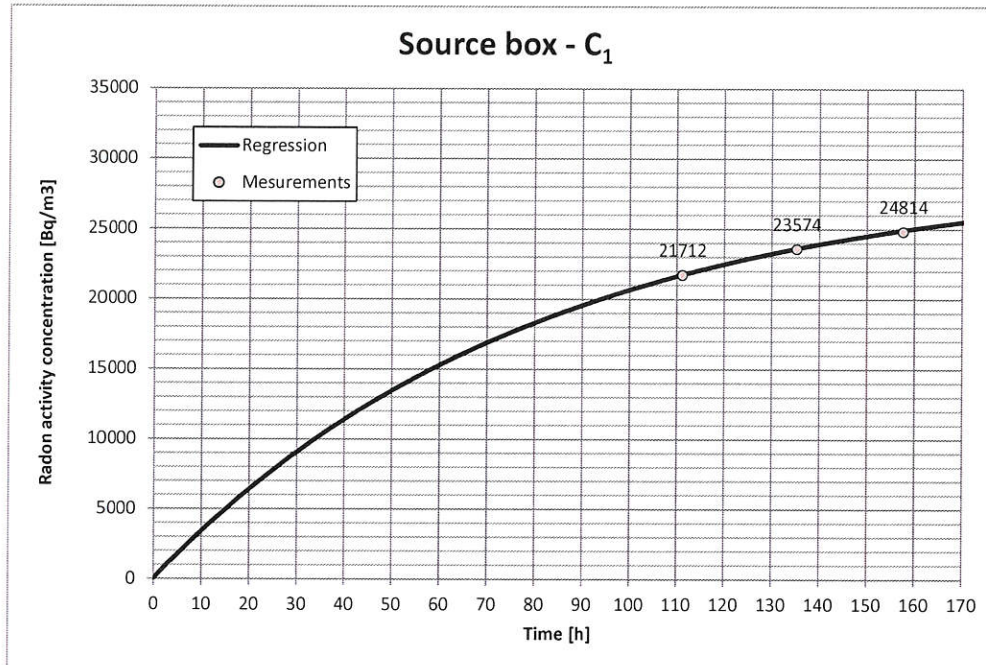


Figure 1 Radon concentration in the primary box: measured daily average values and the regression curve.

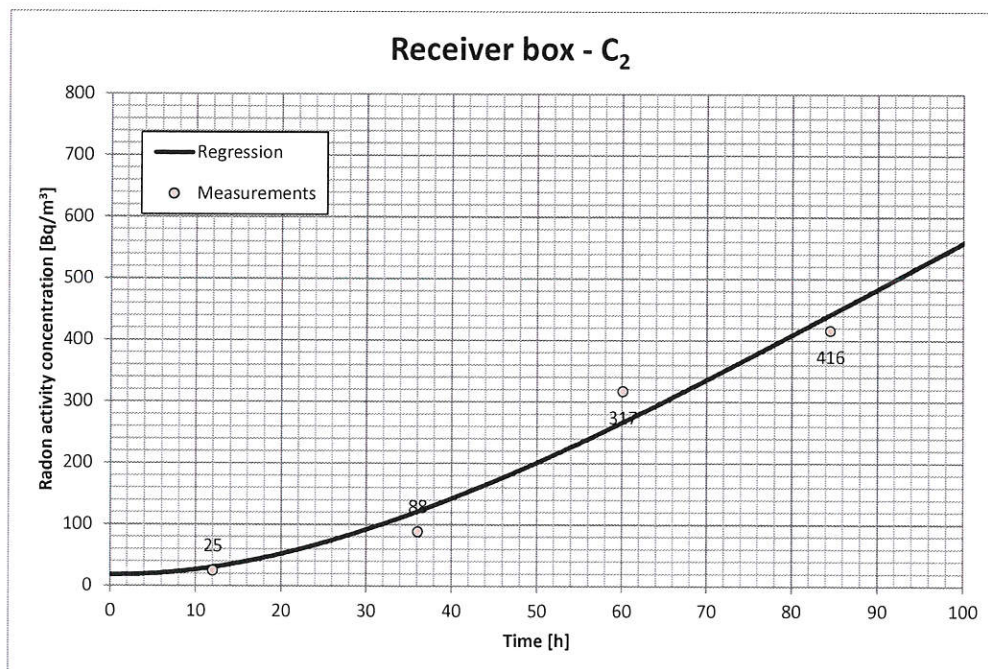



Figure 2 Radon concentration in the secondary box: measured daily average values and the regression curve.

Appendix 2

Photographs of the tested material



0305 Black, Radex Radon Tape