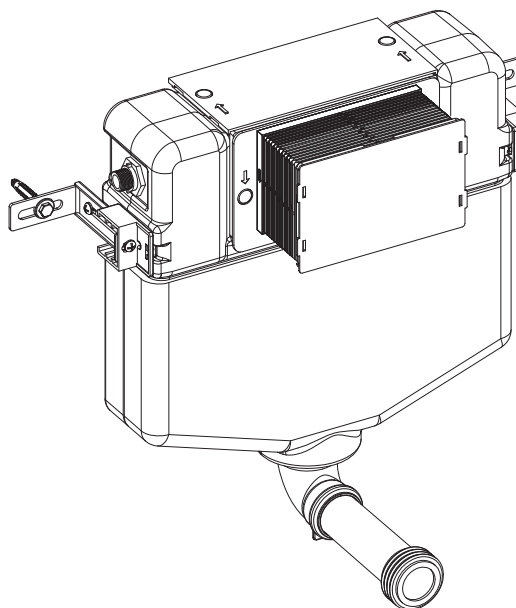
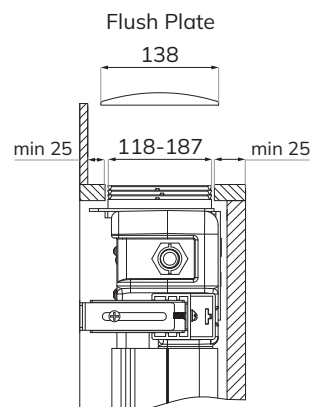
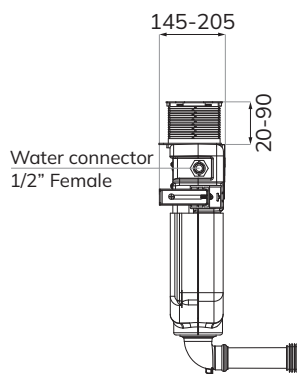
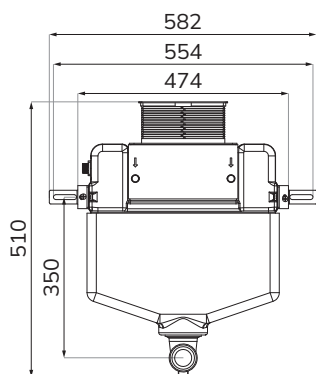


## SONAS Concealed Cistern for Back To Wall WC

CODE	USW0546
FLUSH VOLUME	6/3 Litre
FEATURES	<ul style="list-style-type: none"> <li>Mechanical Actuation</li> <li>Front and Top Operation</li> <li>EPS Anti-Condensation Jacket included</li> <li>1/2" Water supply connection</li> </ul>
STANDARD	EN 14055
FLUSH PLATE	See Flush Plate options below
DIMENSIONS	See Technical Drawing below



### TOP MOUNTING



### FRONT MOUNTING

